

MAHAN INDUSTRIES LTD.

CIN : L91110GJ1995PLC024053

Regd. Office : 3rd Floor, D. K. House, Nr. Mithakhali Bridge, Ahmedabad-380 006.
Ph. : 079-26568789, e-mail ID : mahan.int@gmail.com Web : www.mahan.co.in

Date: 11th November, 2022

To,
BSE Limited
P J Towers,
Dalal Street,
Mumbai-400 001
Scrip Code: 531515

Dear Sir /Ma'am,

Subject: Outcome of the Meeting of Board of Directors of the Company held today i.e. Friday, 11th November 2022.

Pursuant to Regulation 30 and 33 of Securities and Exchange Board of India (Listing Obligations and Disclosure Requirements) Regulations, 2015, the Board of Directors of the Company in its Meeting held today i.e. on Friday, 11th November 2022 has inter alia;


1. Approved the unaudited Standalone financial results of the Company for the quarter ended on 30th September, 2022 along with Limited Review Report;


The said meeting of the Board of Directors commenced at 4:00 P.M. and concluded at 4:30 P.M.

Kindly take the same on your record.

Yours faithfully,

For Mahan Industries Limited


Yogendra kumar Gupta
Managing Director
(DIN: 01726701)




MAHAN INDUSTRIES LTD.

CIN : L91110GJ1995PLC024053

Regd. Office : 3rd Floor, D. K. House, Nr. Mithakhali Bridge, Ahmedabad-380 006.
Ph. : 079-26568789, e-mail ID : mahan.int@gmail.com Web : www.mahan.co.in

| UN-AUDITED FINANCIAL RESULTS FOR THE QUARTER AND HALF YEAR ENDED ON 30 September 2022 "t" in Lakhs | | | | | | | |
|---|---|---------------------------|---------------------------|---------------------------|---------------------------|---------------------------|------------------------|
| Sr. No. | Particulars | Quarter Ended | | | Half Year Ended | | Year Ended |
| | | 30/Sep/2022 Un-Audited | 30/Jun/2022 Un-Audited | 30/Sep/2021 Un-Audited | 30/Sep/2022 Un-Audited | 30/Sep/2021 Un-Audited | 31/Mar/2022 Audited |
| | Revenue from Operations | | | | | | |
| | Others | | | | | | |
| | Sale of Shares | 29.95 | 19.18 | 13.93 | 49.13 | 20.79 | 54.02 |
| | Other Operating Income | 5.89 | 0.69 | - | 6.58 | - | 17.73 |
| (I) | Total Revenue from operation | 35.84 | 19.87 | 13.93 | 55.71 | 20.79 | 71.75 |
| (II) | Other Income | - | - | - | - | - | - |
| (III) | Total Income (I+II) | 35.84 | 19.87 | 13.93 | 55.71 | 20.79 | 71.75 |
| | Expenses | | | | | | |
| (a) | Finance cost | 1.08 | 0.05 | 0.03 | 1.13 | 0.04 | 0.76 |
| (b) | Impairment on financial assets | - | - | - | - | - | - |
| (c) | Employee benefit expenses | 3.73 | 3.81 | 3.73 | 7.76 | 8.01 | 10.05 |
| (c) | Depreciation and amortisation expense | 0.03 | 0.05 | 0.05 | 0.83 | 0.10 | 0.18 |
| (d) | Purchase of Shares | 29.84 | 20.83 | 20.85 | 50.66 | 26.35 | 59.07 |
| (e) | Changes in Inventories | (3.28) | (1.28) | (5.61) | (4.55) | (4.31) | (3.98) |
| (f) | Other expenses | 1.66 | 5.74 | 6.60 | 5.92 | 8.24 | 21.91 |
| (IV) | Total Expenses (IV) | 33.06 | 29.20 | 25.64 | 61.75 | 38.43 | 87.99 |
| (V) | Loss before Exceptional items and tax (III-IV) | 2.78 | (9.33) | (11.72) | (6.04) | (17.64) | (16.24) |
| (VI) | Exceptional Items | - | - | - | - | - | - |
| (VII) | Loss before tax (V-VI) | 2.78 | (9.33) | (11.72) | (6.04) | (17.64) | (16.24) |
| (VIII) | Tax Expense | | | | | | |
| | (1) Current Tax (MAT/STT written off) | - | - | - | - | - | - |
| | (2) Tax Paid for Earlier year | - | - | - | - | - | - |
| (IX) | Loss for the period from continuing Operations (VII-VIII) | 2.78 | (9.33) | (11.72) | (6.04) | (17.64) | (16.24) |
| (X) | Loss for the period | 2.78 | (9.33) | (11.72) | (6.04) | (17.64) | (16.24) |
| (XI) | Other Comprehensive Income | | | | | | |
| | (A) (i) Items that will not be reclassified to profit or loss (specify Items and Amounts) | - | - | - | - | - | - |
| | (ii) Income tax relating to items that will not be reclassified to profit or loss | - | - | - | - | - | - |
| | Subtotal (A) | - | - | - | - | - | - |
| | (B) (i) Items that will be reclassified to profit or loss (Specify items and amounts) | - | - | - | - | - | - |
| | (ii) Income tax relating to items that will be reclassified to profit or loss | - | - | - | - | - | - |
| | Subtotal (B) | - | - | - | - | - | - |
| | Other Comprehensive Income (A+B) | - | - | - | - | - | - |
| (XII) | Total Comprehensive Income for the period (Comprising Profit (Loss) and other comprehensive Income for the period) | 2.78 | (9.33) | (11.72) | (6.04) | (17.64) | (16.24) |
| (XIV) | Earnings per equity share (nominal value of share 10/- each)(for continuing operations) | | | | | | |
| | Paid-up equity share capital (Face value of Rs. 10/- each) | 3,600.00 | 3,600.00 | 3,600.00 | 3,600.00 | 3,600.00 | 3,600.00 |
| | Other Equity (Reserve excluding Revaluation reserves as per Balance sheet of previous Accounting year) | - | - | - | - | - | (3,287.24) |
| | (1) Basic (EPS) | 0.01 | (0.03) | (0.03) | (0.02) | (0.05) | (0.05) |
| | (2) Diluted (EPS) | 0.01 | (0.03) | (0.03) | (0.02) | (0.05) | (0.05) |
| | See Accompanying notes to the financial Results | | | | | | |
| Notes : | | | | | | | |
| 1 The Audit Committee has reviewed, and the Board of Directors has approved the above results and its release at their respective meetings held on 11th November 2022 and have been subject to a Limited Review by the Statutory Auditors of the Company. | | | | | | | |
| 2 Previous period's / year's figures have been regrouped / rearranged wherever necessary, to confirm to the current quarter's / year's classification. | | | | | | | |
| For, Mahan Industries Limited | | | | | | | |
| Yogendra Kumar Gupta | | | | | | | |
| DIN:01726101 | | | | | | | |
| Date: 11/11/2022 | | | | | | | |
| Place : Ahmedabad | | | | | | | |




MAHAN INDUSTRIES LTD.

CIN : L91110GJ1995PLC024053

Regd. Office : 3rd Floor, D. K. House, Nr. Mithakhali Bridge, Ahmedabad-380 006.
Ph. : 079-26568789, e-mail ID : mahan.int@gmail.com Web : www.mahan.co.in

| UNAUDITED STATEMENT OF ASSET AND LIABILITIES AS AT 30TH SEPTEMBER 2022 | | |
|--|---------------------------|------------------------|
| Particulars | "₹" in lacs | |
| | As at 30th September 2022 | As at 31st March, 2022 |
| ASSETS | | |
| A Financial Assets | | |
| (a) Cash and Cash Equivalents | 0.42 | 0.46 |
| (b) Bank balances other than cash and cash equivalents | | |
| (c) Receivables | | |
| (i) Trade receivables | 455.07 | 486.40 |
| (ii) Other receivables | | |
| (d) Loans | 203.02 | 140.89 |
| (e) Investments | - | - |
| (f) Inventories | 16.61 | 12.05 |
| Total financial assets | 675.12 | 639.80 |
| B Non Financial Assets | | |
| (a) Current tax asset (net) | - | - |
| (b) Deferred tax assets (net) | - | - |
| (c) Property, Plant and Equipment | 6.22 | 6.31 |
| (d) Intangible assets | - | - |
| (e) Other non financial assets | 9.53 | 8.51 |
| Total non financial assets | 15.75 | 14.82 |
| Total Assets (A+B) | 690.88 | 654.62 |
| LIABILITIES AND EQUITY | | |
| C Liabilities | | |
| (I) Financial liabilities | | |
| (a) Payables | | |
| (i) Trade payables | | |
| - Total outstanding dues of micro enterprises and small enterprises | | |
| - Total outstanding dues of creditors other than micro enterprises and small enterprises | 2.65 | - |
| (ii) Other payables | | |
| - Total outstanding dues of micro enterprises and small enterprises | | |
| - Total outstanding dues of creditors other than micro enterprises and small enterprises | - | - |
| (b) Debt securities | - | - |
| (c) Borrowings | 379.88 | 340.07 |
| (d) Other financial liabilities | - | - |
| Total financial liabilities | 382.53 | 340.07 |
| (II) Non Financial liabilities | | |
| (a) Current tax liabilities (net) | - | - |
| (b) Provisions | - | - |
| (c) Other non financial liabilities | 2.77 | 2.42 |
| Total non financial liabilities | 2.77 | 2.42 |
| D Equity | | |
| (a) Equity Share Capital | 3,600.00 | 3,600.00 |
| (b) Other Equity | (3,294.42) | (3,287.87) |
| Total Liabilities and Equity (C+D) | 690.88 | 654.62 |



MAHAN INDUSTRIES LTD.

CIN : L91110GJ1995PLC024053

Regd. Office : 3rd Floor, D. K. House, Nr. Mithakhali Bridge, Ahmedabad-380 006.
Ph. : 079-26568789, e-mail ID : mahan.int@gmail.com Web : www.mahan.co.in

| Statement of Cashflow for the half year ended 30th Septemehr 2022 | | | |
|---|--|--|------------------------------------|
| "₹" in lacs | | | |
| Sr. No. | Particulars | For the half year ended September 2022 | For the Half year ended March 2022 |
| 1 | <u>Cash flow from Operating Activities</u> | | |
| | Profit Before Tax as per statement of Profit & Loss | (6.55) | (16.24) |
| | Adjusted for: | | |
| | Depreciaition and amortization expenses | 0.08 | 0.18 |
| | Non Cash Expenditure | - | - |
| | Net Gain/ Loss on Valuation of Investment [FVTPL] | - | - |
| | Sub-total (a) | (6.47) | (16.06) |
| | <u>Changes in Working Capital</u> | | |
| | (Increase)/Decrease in Current Assets | | |
| | Trade Receivables | 31.32 | (44.32) |
| | Inventory | (4.56) | (3.99) |
| | Other Current Assets | (1.02) | - |
| | Sub-Total (b) | 25.74 | (48.31) |
| | Increase/ (Decrease) in Current Liabilities | | |
| | Trade Payables | 2.66 | (1.44) |
| | Other current liabilities | 0.35 | 1.20 |
| | Sub-Total (c) | 3.01 | (0.24) |
| | Changes in Working Capital (d=b-c) | 28.75 | (48.55) |
| | Cash flow from operating activities (a+d) | 22.28 | (64.61) |
| 2 | <u>Cash flow from Investing Activities</u> | | |
| | Decrease in Current Investment | - | - |
| | Increase/Decrease in non current assets | (62.13) | (0.50) |
| | Cash flow from Investing Activities | (62.13) | (0.50) |
| 3 | <u>Cash flow from Financing Activities</u> | | |
| | Proceeds/(Repayment) of Long-Term Borrowings | 39.81 | 60.66 |
| | Cash flow from Financing Activities | 39.81 | 60.66 |
| | <u>Cash in/(out) flow during the period (4=1+2+3)</u> | (0.04) | (4.46) |
| | Opg. Balance of Cash & cash equivalentents (5) | 0.46 | 4.92 |
| | Clg. balance of Cash and cash equivalentents (4+5) | 0.42 | 0.46 |
| | Adjustment for gain / loss on fair valuatton of current financial assets measured at FVTPL | - | - |
| | | 0.42 | 0.46 |



**Limited Review Report on unaudited standalone financial results for the quarter and period ended 30th September 2022 of Mahan Industries Limited under Regulation 33 of the SEBI (Listing Obligations and Disclosure Requirements) Regulations, 2015
To the Board of Directors of
Mahan Industries Limited**

1. We have reviewed the accompanying Statement of unaudited standalone financial results of **Mahan Industries Limited ("the Company")** for the quarter ended 30th September 2022 and year to date results for the period from 01 April 2022 to 30th September 2022 ("**the Statement**"), together with the notes thereon attached herewith, being submitted by the Company pursuant to the requirements of Regulation 33 of SEBI (Listing Obligations and Disclosure Requirements) Regulations, 2015, as amended ('the Listing Regulations').
2. This Statement, which is the responsibility of the Company's management and approved by the Board of Directors, has been prepared in accordance with the recognition and measurement principles laid down in Indian Accounting Standard 34 "Interim Financial Reporting" ("Ind AS 34"), prescribed under section 133 of the companies Act, 2013 read with Rule 3 of the Companies (Indian Accounting Standards) Rules, 2015 as amended, read with circulars and other accounting principles generally accepted in India. Our responsibility is to express a conclusion on the Statement based on our review.
3. We conducted our review of the Statement in accordance with the Standard on Review Engagements (SRE) 2410 "Review of Interim Financial Information Performed by the Independent Auditor of the Entity" issued by the Institute of Chartered Accountants of India. This standard requires that we plan and perform the review to obtain moderate assurance as to whether the Statement is free of material misstatement. A review is limited primarily to inquiries of company personnel and analytical procedures applied to financial data and thus provide less assurance than an audit. We have not performed an audit and accordingly, we do not express an audit opinion.
4. Based on our review conducted as above, nothing has come to our attention that causes us to believe that the accompanying Statement, prepared in accordance with applicable accounting standards and other recognized accounting practices and policies has not disclosed the information required to be disclosed in terms of Regulation 33 of the SEBI (Listing Obligations and Disclosure Requirements) Regulations, 2015 including the manner in which it is to be disclosed, or that it contains any material misstatement.

Date: 11/11/2022

Place: Ahmedabad

For, Roopen R Shah & Co.
Chartered Accountants

CA Roopen R Shah

Proprietor

M. No.: 107279

UDIN: 22107279BCUTTF7940

